




# LINK ROAD MIXED USE PRECINCT

LINK ROAD, BANKSTOWN AIRPORT, NSW

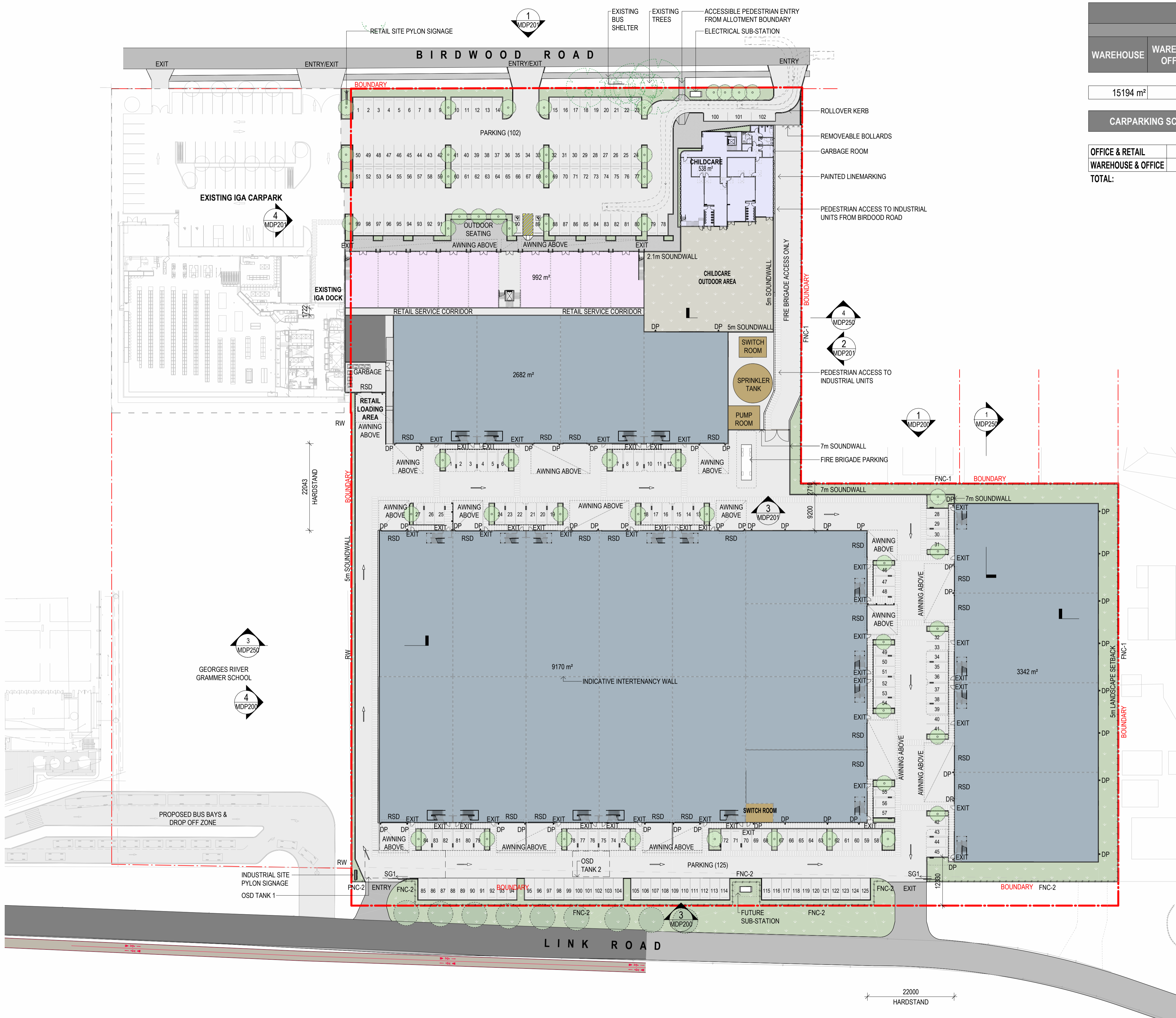


THESE DESIGNS, PLANS & SPECIFICATIONS AND THE COPYRIGHT THEREIN ARE THE PROPERTY OF THE ARCHITECT AND MUST NOT BE REPRODUCED OR COPIED WHOLLY OR IN PART WITHOUT THE WRITTEN PERMISSION OF THE OFFICE.  
FIGURED DIMENSIONS TO BE USED IN PREFERENCE TO SCALING. ALL DIMENSIONS TO BE CHECKED ON SITE.  
THIS DOCUMENT NOT TO BE USED FOR CONSTRUCTION UNLESS SIGNED & ISSUED FOR CONSTRUCTION.

TITLE  
**SITE ANALYSIS**

DATE 05/11/24  
SCALE 1:500 @ A1  
1:1000 @ A3

PROJECT NO. 22249  
DWG NO. MDP005 B  
REVISION



GROSS LETTABLE AREA SUMMARY					
WAREHOUSE	WAREHOUSE OFFICES	OFFICES ABOVE RETAIL	RETAIL	CHILDCARE	TOTAL AREA
15194 m <sup>2</sup>	1107 m <sup>2</sup>	999 m <sup>2</sup>	992 m <sup>2</sup>	743 m <sup>2</sup>	22183 m <sup>2</sup>

**CARPARKING SCHEDULE**

OFFICE & RETAIL	102
WAREHOUSE & OFFICE	125
<b>TOTAL:</b>	<b>227</b>

**GENERAL NOTE:**

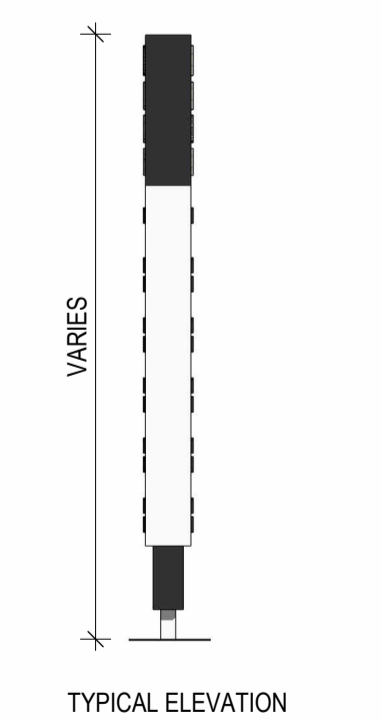
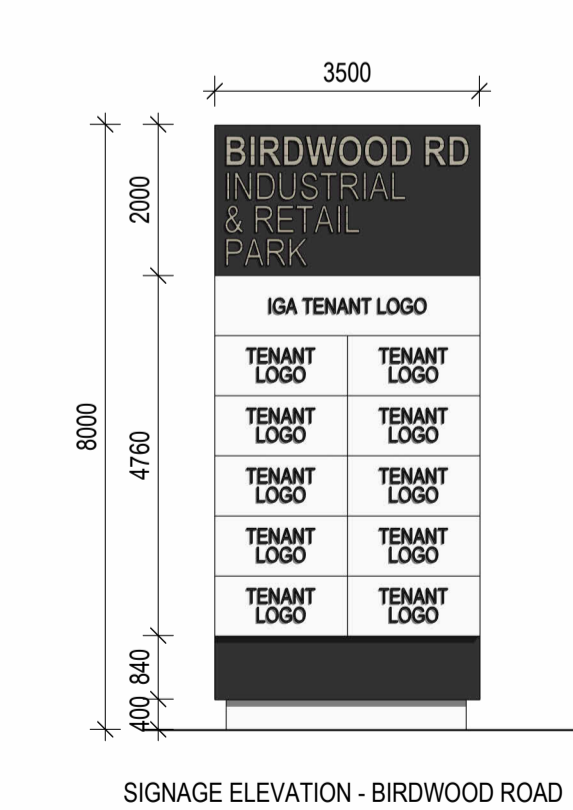
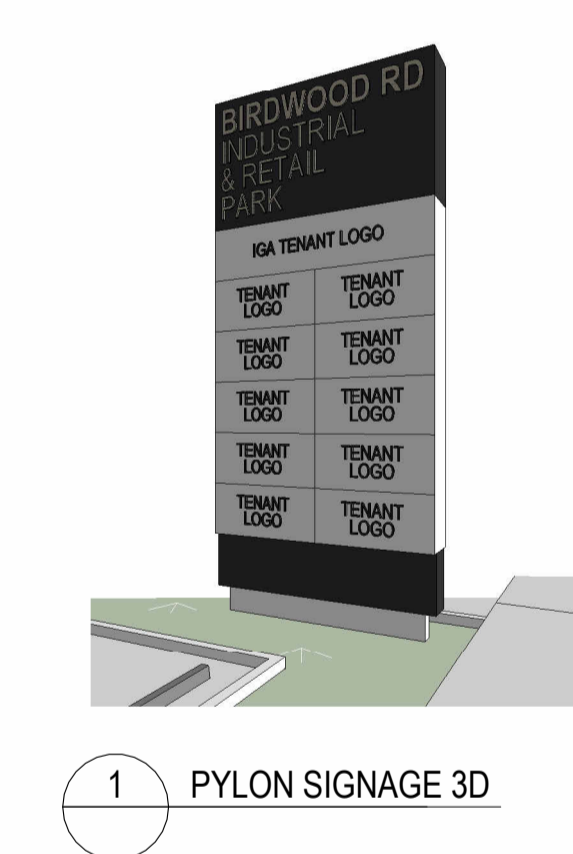
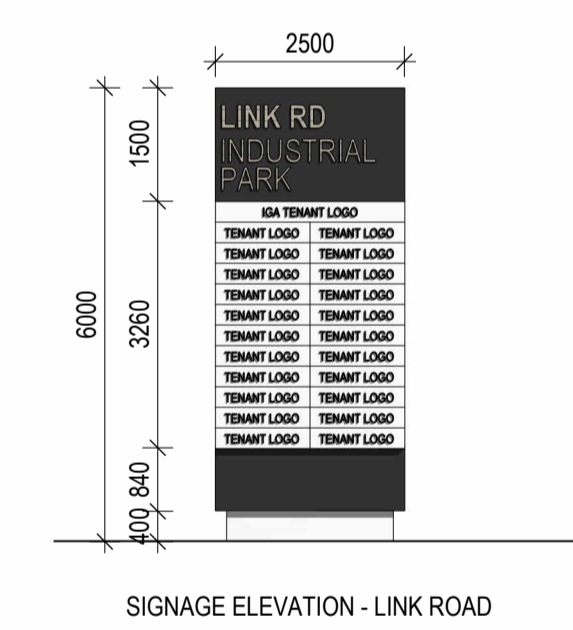
- SITE BOUNDARY
- LANDSCAPE SETBACK
- FNC-1, CHAINWIRE FENCING 2100mm HIGH
- FNC-2, PALISADE FENCING 2100mm HIGH
- INDUSTRIAL GUARD RAIL SAFETY BARRIER
- RW RETAINING WALL
- HR HANDRAIL TO BCA COMPLIANCE
- PG PEDESTRIAN GATE
- SG1 SLIDING GATE
- GM GATE SWING - MANUAL

**LANDSCAPE LEGEND**

- LANDSCAPED AREA
- CHILDCARE OUTDOOR AREA

**AREA LEGEND**

- AMENITIES AREA
- CHILDCARE AREA
- WAREHOUSE OFFICE AREA
- OFFICES ABOVE RETAIL AREA
- RETAIL AREA
- WAREHOUSE AREA



#	DESCRIPTION	DATE
F	POSSIBLE LINK RD CONNECTION REMOVED	11/11/24
E	ISSUE FOR MDP APPROVAL	05/11/24
D	ISSUE FOR REVIEW	28/10/24
C	ISSUE FOR REVIEW	23/10/24
B	ISSUE FOR INFORMATION	24/07/24
A	ISSUE FOR INFORMATION	18/07/24
#	DESCRIPTION	DATE

**LINK ROAD MIXED USE PRECINCT**

LINK ROAD, BANKSTOWN AIRPORT, NSW

TITLE	DATE	SCALE	PROJECT NO.	DWG NO.	REVISION
SITE GROUND FLOOR PLAN	11/11/24	1:500 @ A1 1:1000 @ A3	22249	MDP100	F

**GENERAL NOTE:**

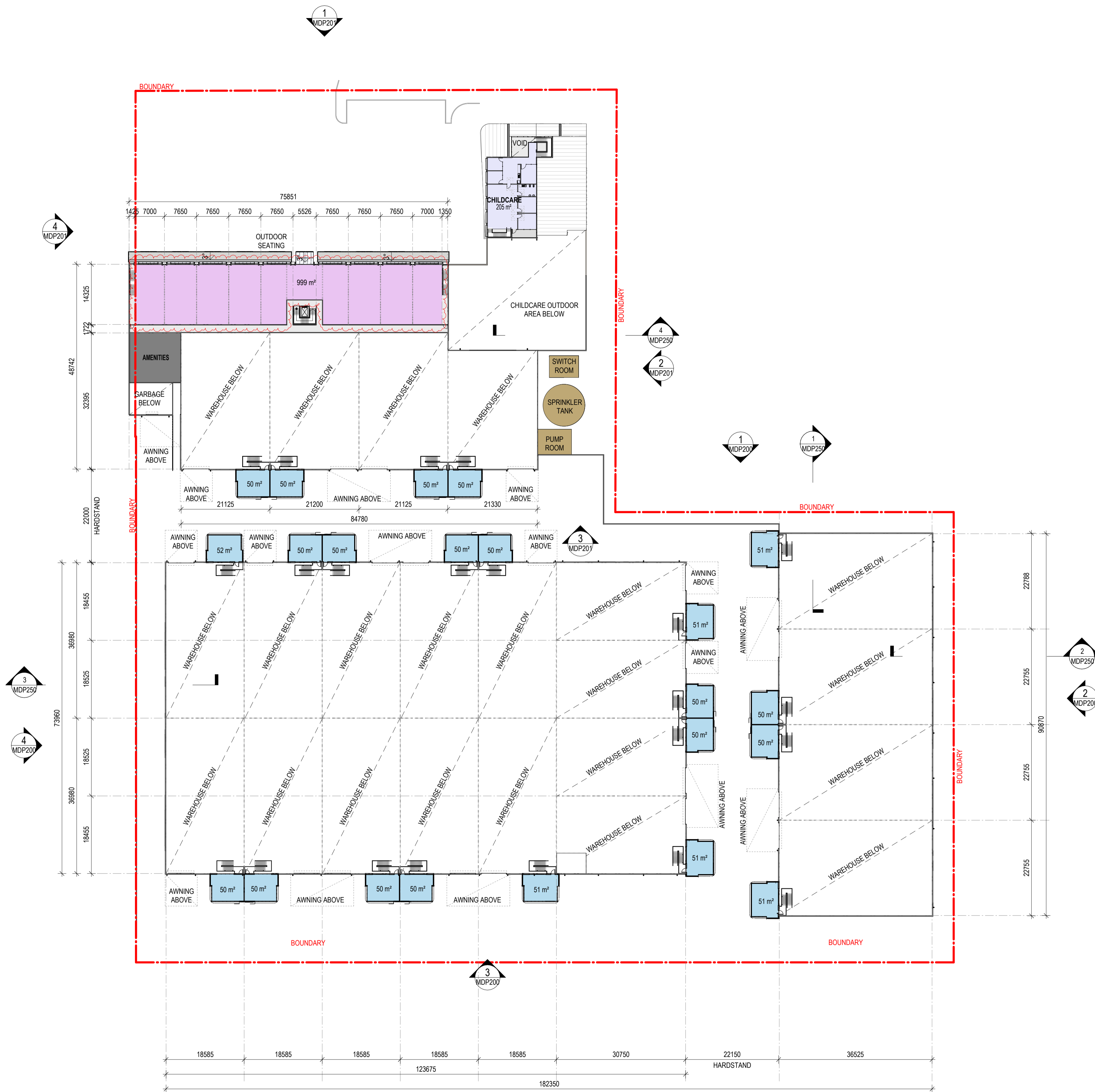
- SITE BOUNDARY
- LANDSCAPE SETBACK
- FNC-1, CHAINWIRE FENCING 2100mm HIGH
- FNC-2, PALISADE FENCING 2100mm HIGH
- INDUSTRIAL GUARD RAIL SAFETY BARRIER
- RW RETAINING WALL
- HR HANDRAIL TO BCA COMPLIANCE
- PG PEDESTRIAN GATE
- SG1 SLIDING GATE
- GM GATE SWING - MANUAL

**LANDSCAPE LEGEND**

- LANDSCAPED AREA
- CHILDCARE OUTDOOR AREA

**AREA LEGEND**

- AMENITIES AREA
- CHILDCARE AREA
- WAREHOUSE OFFICE AREA
- OFFICES ABOVE RETAIL AREA
- RETAIL AREA
- WAREHOUSE AREA



**LINK ROAD MIXED USE PRECINCT**

LINK ROAD, BANKSTOWN AIRPORT, NSW





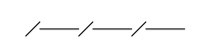




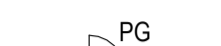


THESE DESIGNS, PLANS & SPECIFICATIONS AND THE COPYRIGHT THEREIN ARE THE PROPERTY OF THE ARCHITECT AND MUST NOT BE USED, REPRODUCED OR COPIED WHOLLY OR IN PART WITHOUT THE WRITTEN PERMISSION OF THE OFFICE.  
FIGURED DIMENSIONS TO BE USED IN PREFERENCE TO SCALING. ALL DIMENSIONS TO BE CHECKED ONSITE.

TITLE		LEVEL 1 FLOOR PLAN	
DATE	SCALE	PROJECT NO.	DWG NO. REVISION
05/11/24	1:500 @ A1 1:1000 @ A3	22249	MDP101 C

**SBA ARCHITECTS**  
Commercial Industrial Residential Rural Interior Design  
Phone: 02 9571 9188 Web: www.sbaarch.com.au

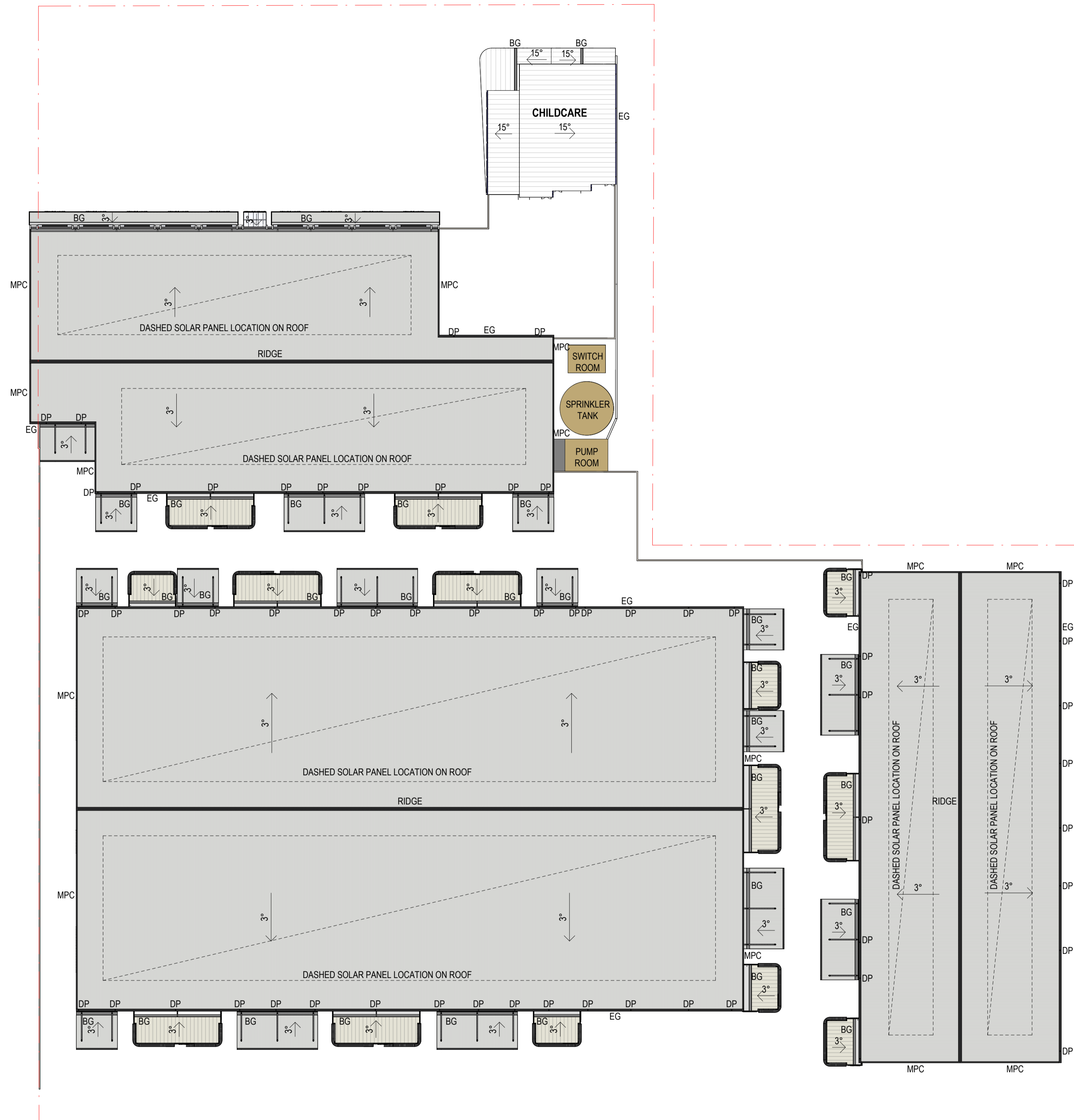
C	ISSUE FOR MDP APPROVAL	05/11/24
B	ISSUE FOR REVIEW	28/10/24
A	ISSUE FOR INFORMATION	18/07/24
#	DESCRIPTION	DATE

**GENERAL NOTE:**

-  SITE BOUNDARY
-  LANDSCAPE SETBACK
-  FNC-1, CHAINWIRE FENCING 2100mm HIGH
-  FNC-2, PALISADE FENCING 2100mm HIGH
-  INDUSTRIAL GUARD RAIL SAFETY BARRIER
-  RW RETAINING WALL
-  HR HANDRAIL TO BCA COMPLIANCE
-  PG PEDESTRIAN GATE
-  SG1 SLIDING GATE
-  GM GATE SWING - MANUAL


**LEGEND**

- MPC METAL PARAPET CAPPING - PREFINISHED
- BG BOX GUTTER
- EG EAVES GUTTER
- MDR METAL ROOF SHEETING
- TRS TRANSLUCENT SHEETING
- SP SOLAR PANELS
- EJ EXPANSION JOINT
- MP INDICATIVE LOCATION OF MECHANICAL PLANT ON ROOF



**LINK ROAD MIXED USE PRECINCT**

LINK ROAD, BANKSTOWN AIRPORT, NSW



THESE DESIGNS, PLANS & SPECIFICATIONS AND THE COPYRIGHT THEREIN ARE THE PROPERTY OF THE ARCHITECT AND MUST NOT BE USED, REPRODUCED OR COPIED WHOLLY OR IN PART WITHOUT THE WRITTEN PERMISSION OF THE OFFICE.  
FIGURED DIMENSIONS TO BE USED IN PREFERENCE TO SCALING. ALL DIMENSIONS TO BE CHECKED ONSITE.  
THIS DOCUMENT NOT TO BE USED FOR CONSTRUCTION UNLESS SIGNED & ISSUED FOR CONSTRUCTION.


TITLE		PROJECT NO.		REVISION	
ROOF PLAN		22249		MDP115 C	
DATE	SCALE	PROJECT NO.	DWG NO.	REVISION	
05/11/24		22249	MDP115	C	

**SBA ARCHITECTS**  
Commercial Industrial Residential Rural Interior Design  
Phone: 02 9337 9188 Web: www.sbaarch.com.au


C	ISSUE FOR MDP APPROVAL	05/11/24
B	ISSUE FOR REVIEW	23/10/24
A	ISSUE FOR INFORMATION	18/07/24
#	DESCRIPTION	DATE



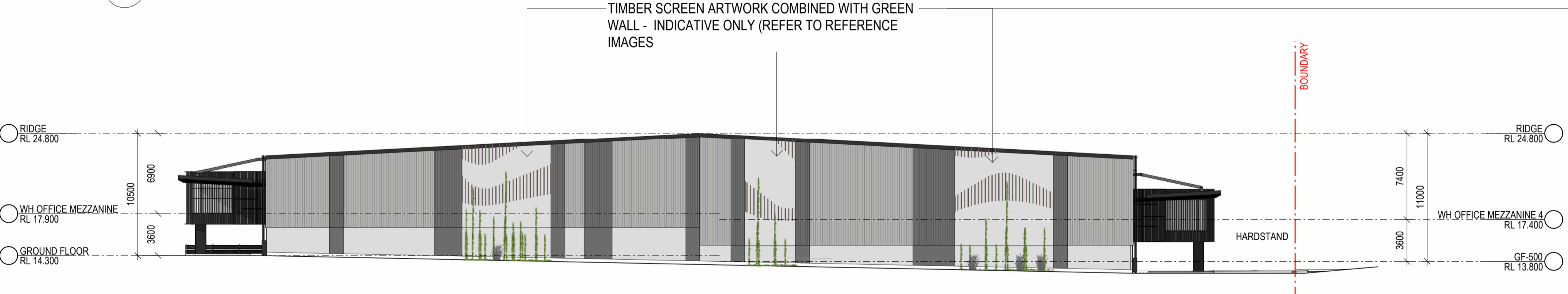
1 WAREHOUSE NORTH ELEVATION 1 : 250




2 WAREHOUSE EAST ELEVATION 1 : 250



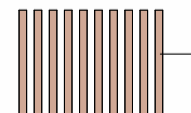
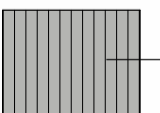


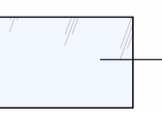

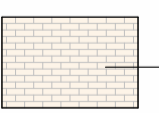

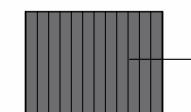







3 WAREHOUSE SOUTH ELEVATION 1 : 250



4 WAREHOUSE WEST ELEVATION 1 : 250

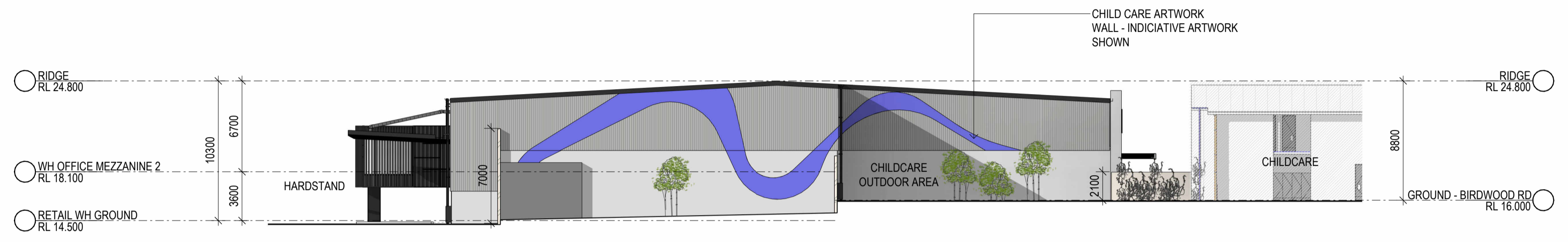


INDICATIVE EXTERNAL FINISHES FINISHES SUBJECT TO AUTHORITY AND CLIENT APPROVAL

- |   |  |   |  |  |   |  |   |
|---|--|---|--|--|---|--|---|
|  1. TIMBER BATTEN SCREENING                           |  3. METAL PROFILE CLADDING - TRIMDEK - COLORBOND SHALE GREY |  5. PRECAST CONCRETE PANEL - PAINT FINISH COLORBOND BASALT |  7. EXPANDED METAL MESH SCREEN - PAINT FINISH TO MATCH COLORBOND MONUMENT |  9. GLAZING PANEL - LIGHT GREY TINT                     |  11. ALUMINIUM WINDOW FRAMES - POWDERCOAT FINISH BLACK                           |  13. MASONRY BRICK WALL - BLONDE COLOUR |  15. METAL PROFILE CLADDING - KLIPLOK 700 - COLORBOND MONUMENT |
|  2. METAL PROFILE CLADDING - TRIMDEK-COLORBOND BASALT |  4. METAL DECK ROOFING - ZINCALUME - COLORBOND SURFMIST     |  6. PRECAST CONCRETE PANEL - NATURAL FINISH                |  8. ROLLER SHUTTER DOOR - PAINT FINISH TO MATCH COLORBOND BASALT          |  10. SPANDEL PANEL - FINISH TO MATCH COLORBOND MONUMENT |  12. DOWNPIPES, FASCIA & GUTTERS - POWDERCOAT FINISH TO MATCH COLORBOND MONUMENT |  14. CHILDCARE ARTWORK WALL             |  16. MASONRY BRICK WALL - DARK COLOUR                          |




1 RETAIL NORTH ELEVATION 1 : 150



2 RETAIL EAST ELEVATION 1 : 250

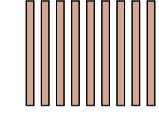


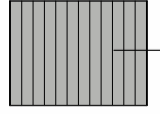
3 RETAIL SOUTH ELEVATION 1 : 250





4 RETAIL WEST ELEVATION 1 : 250


INDICATIVE EXTERNAL FINISHES FINISHES SUBJECT TO AUTHORITY AND CLIENT APPROVAL


- 

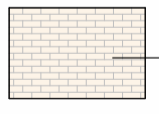
1. TIMBER BATTEN SCREENING
- 


3. METAL PROFILE CLADDING - TRIMDEK - COLORBOND SHALE GREY
- 

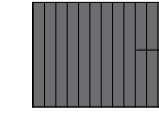
5. PRECAST CONCRETE PANEL - PAINT FINISH COLORBOND BASALT
- 

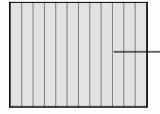
7. EXPANDED METAL MESH SCREEN - PAINT FINISH TO MATCH COLORBOND MONUMENT
- 

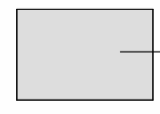
9. GLAZING PANEL - LIGHT GREY TINT
- 


11. ALUMINIUM WINDOW FRAMES - POWDERCOAT FINISH BLACK
- 


13. MASONRY BRICK WALL - BLONDE COLOUR
- 


15. METAL PROFILE CLADDING - KLIPLOK 700 - COLORBOND MONUMENT
- 

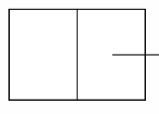
2. METAL PROFILE CLADDING - TRIMDEK-COLORBOND BASALT
- 


4. METAL DECK ROOFING - ZINCALUME - COLORBOND SURFMIST
- 

6. PRECAST CONCRETE PANEL - NATURAL FINISH
- 

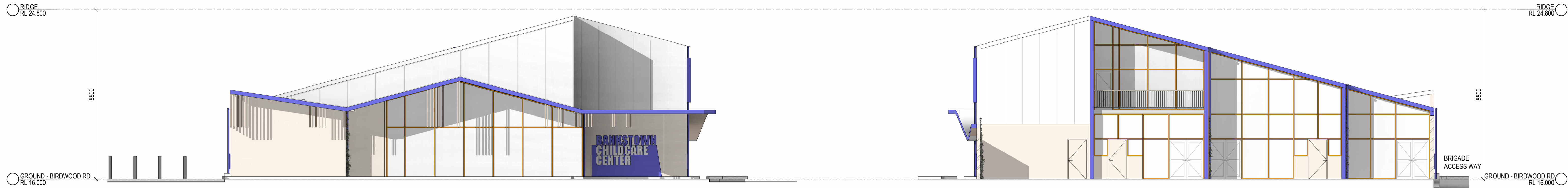
8. ROLLER SHUTTER DOOR - PAINT FINISH TO MATCH COLORBOND BASALT
- 

10. SPANDEL PANEL - FINISH TO MATCH COLORBOND MONUMENT
- 

12. DOWNPIPES, FASCIA & GUTTERS - POWDERCOAT FINISH TO MATCH COLORBOND MONUMENT
- 


14. CHILDCARE ARTWORK WALL
- 

16. MASONRY BRICK WALL - DARK COLOUR





1 CHILDCARE NORTH ELEVATION 1:100

3 CHILDCARE SOUTH ELEVATION 1:100



2 CHILDCARE WEST ELEVATION 1:100

4 CHILDCARE EAST ELEVATION 1:100



**LINK ROAD MIXED USE PRECINCT**

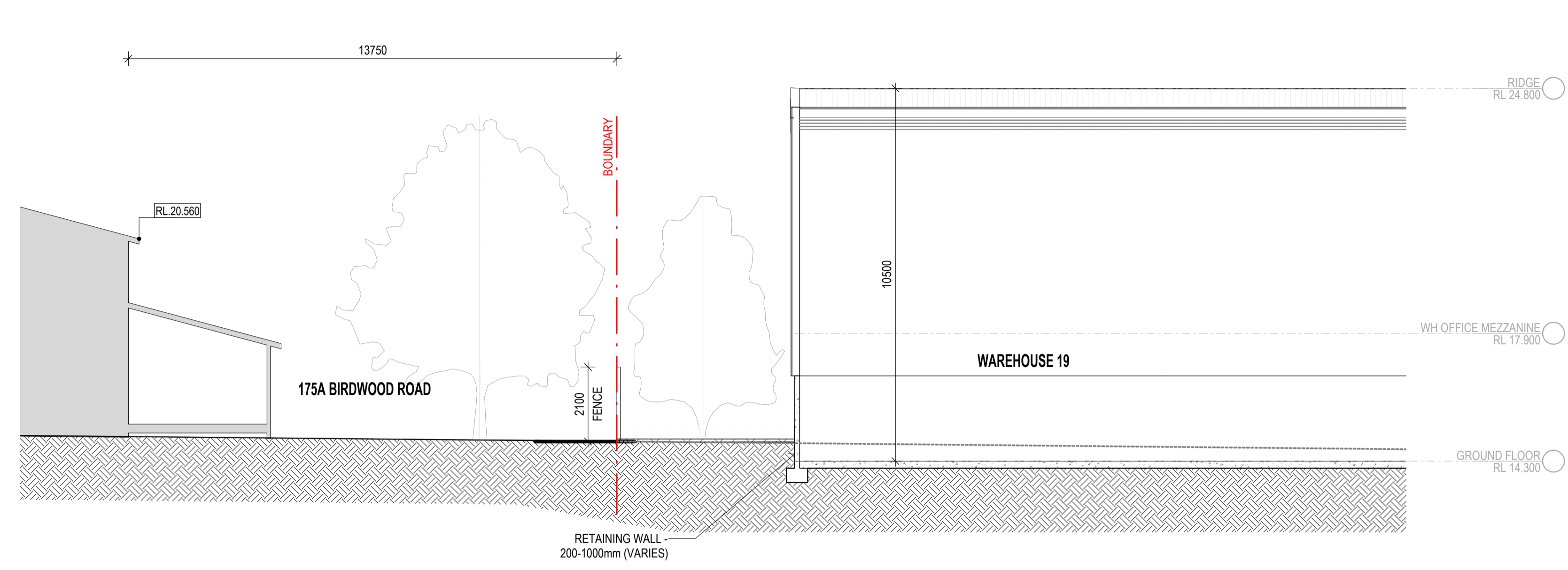
LINK ROAD, BANKSTOWN AIRPORT, NSW

**SBA ARCHITECTS**  
 Commercial Industrial Residential Rural Interior Design  
 Phone: 02 9377 9188 Web: www.sbaarch.com.au

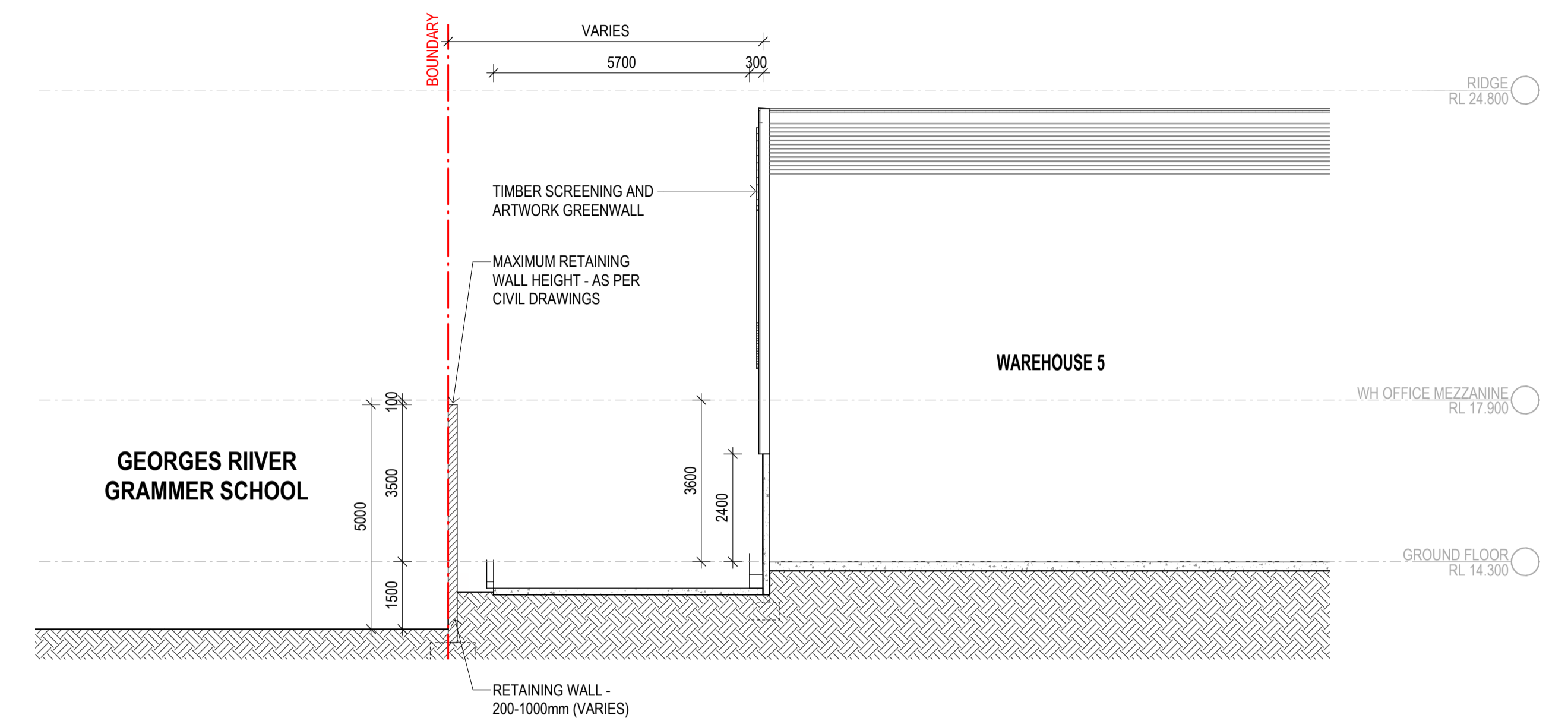
C	ISSUE FOR MDP APPROVAL	05/11/24
B	ISSUE FOR REVIEW	28/10/24
A	ISSUE FOR INFORMATION	18/07/24
#	DESCRIPTION	DATE

THESE DESIGNS, PLANS & SPECIFICATIONS AND THE COPYRIGHT THEREIN ARE THE PROPERTY OF THE ARCHITECT AND MUST NOT BE USED, REPRODUCED OR COPIED WHOLLY OR IN PART WITHOUT THE WRITTEN PERMISSION OF THE OFFICE.  
 FIGURED DIMENSIONS TO BE USED IN PREFERENCE TO SCALING. ALL DIMENSIONS TO BE CHECKED ONSITE.  
 THIS DOCUMENT NOT TO BE USED FOR CONSTRUCTION UNLESS SIGNED & ISSUED FOR CONSTRUCTION.

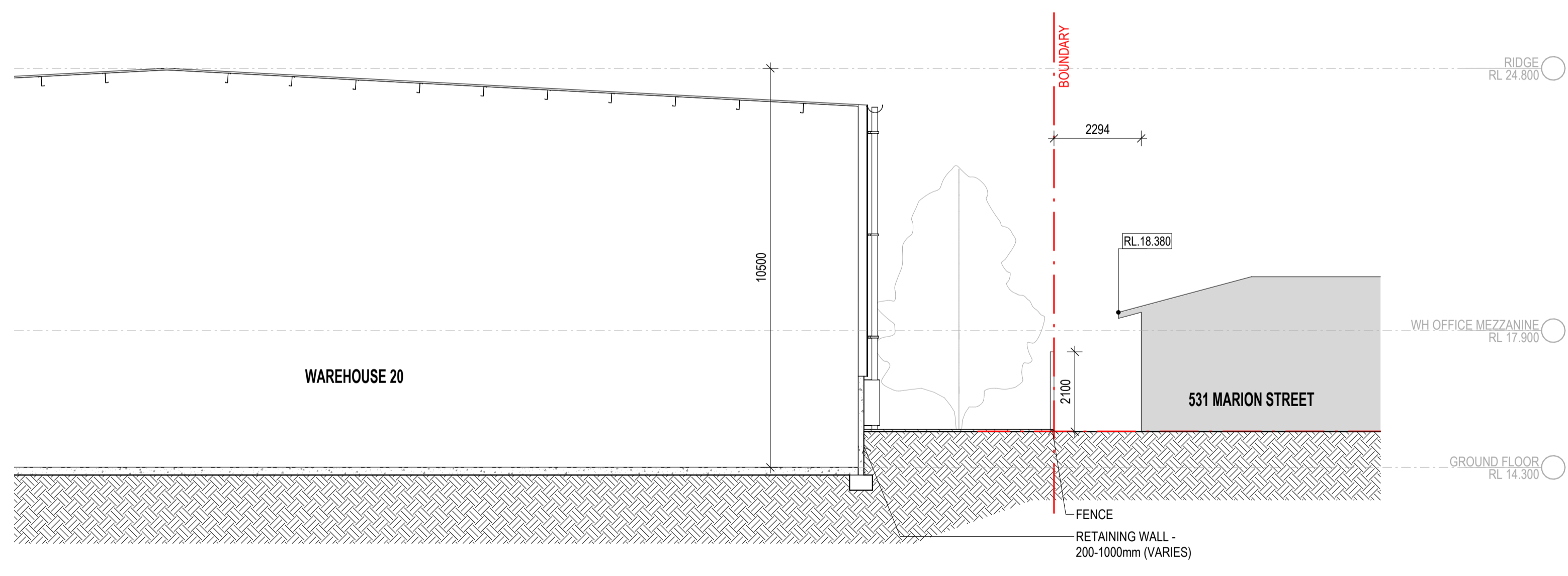
TITLE	CHILD CARE ELEVATIONS
DATE	05/11/24
SCALE	1:100 @ A1 1:200 @ A3
PROJECT NO.	22249
DWG NO.	MDP202 C
REVISION	



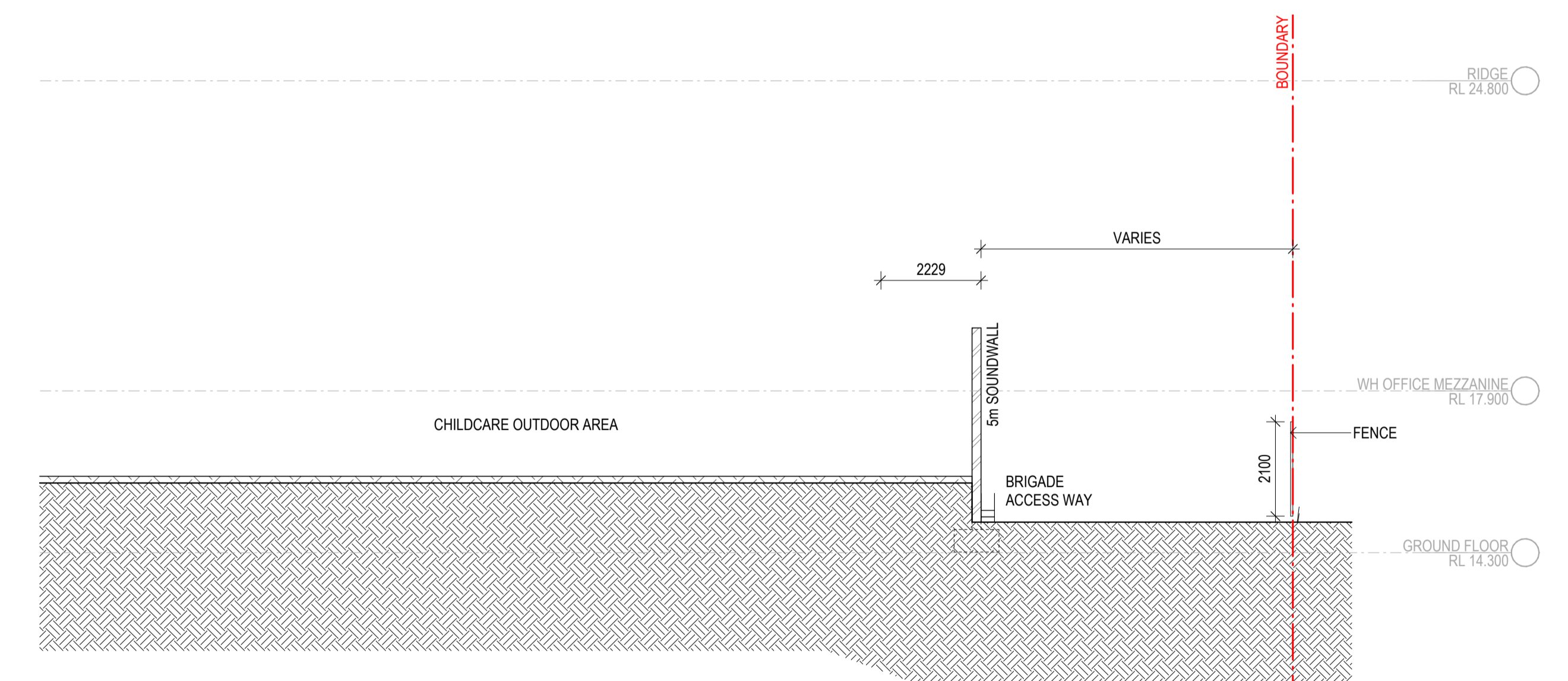
1 RESIDENTIAL INTERFACE - SECTION 1 1 : 100



3 RESIDENTIAL INTERFACE - SECTION 3 1 : 100




2 RESIDENTIAL INTERFACE - SECTION 2 1 : 100




4 RESIDENTIAL INTERFACE - SECTION 4 1 : 100





1 WAREHOUSE PERSPECTIVE 1



2 WAREHOUSE PERSPECTIVE 2

## LINK ROAD MIXED USE PRECINCT

LINK ROAD, BANKSTOWN AIRPORT, NSW

THESE DESIGNS, PLANS & SPECIFICATIONS AND THE COPYRIGHT THEREIN ARE THE PROPERTY OF THE ARCHITECT AND MUST NOT BE USED, REPRODUCED OR COPIED WHOLLY OR IN PART WITHOUT THE WRITTEN PERMISSION OF THIS OFFICE.  
FIGURED DIMENSIONS TO BE USED IN PREFERENCE TO SCALING. ALL DIMENSIONS TO BE CHECKED ONSITE.  
THIS DOCUMENT NOT TO BE USED FOR CONSTRUCTION UNLESS SIGNED & ISSUED FOR CONSTRUCTION.

TITLE		PROJECT NO.		DWG NO.		REVISION	
WAREHOUSE PERSPECTIVES		22249	MDP500	B			
DATE	SCALE						
05/11/24	NOT TO SCALE						

**SBA**  
ARCHITECTS

B ISSUE FOR MDP APPROVAL  
A ISSUE FOR INFORMATION  
# DESCRIPTION

05/11/24  
18/07/24  
DATE

Commercial Industrial Residential Retail Interior Design  
Phone: 02 9571 9188 Web: www.sbaarch.com.au



1 RETAIL PERSPECTIVE 1




2 RETAIL PERSPECTIVE 2

## LINK ROAD MIXED USE PRECINCT

LINK ROAD, BANKSTOWN AIRPORT, NSW

THESE DESIGNS, PLANS & SPECIFICATIONS AND THE COPYRIGHT THEREIN ARE THE PROPERTY OF THE ARCHITECT AND MUST NOT BE USED, REPRODUCED OR COPIED WHOLLY OR IN PART WITHOUT THE WRITTEN PERMISSION OF THE OFFICE.  
FIGURED DIMENSIONS TO BE USED IN PREFERENCE TO SCALING. ALL DIMENSIONS TO BE CHECKED ONSITE.  
THIS DOCUMENT NOT TO BE USED FOR CONSTRUCTION UNLESS SIGNED & ISSUED FOR CONSTRUCTION.

TITLE		PROJECT NO.	DWG NO.	REVISION
RETAIL PERSPECTIVES		22249	MDP501	B
DATE	SCALE			
05/11/24	NOT TO SCALE			



1 CHILDCARE PERSPECTIVE 1



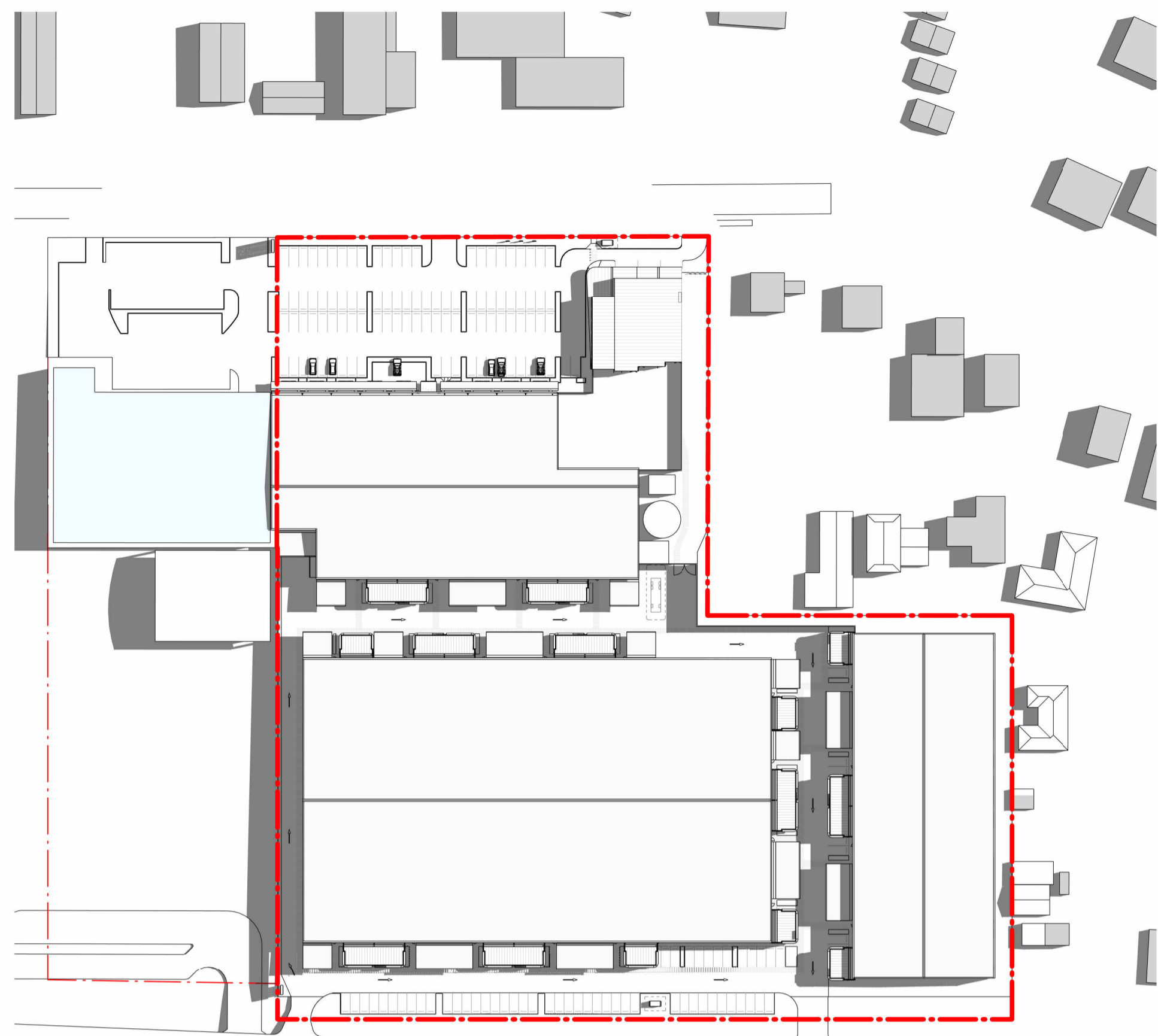
2 CHILDCARE PERSPECTIVE 2

**LINK ROAD MIXED USE PRECINCT**

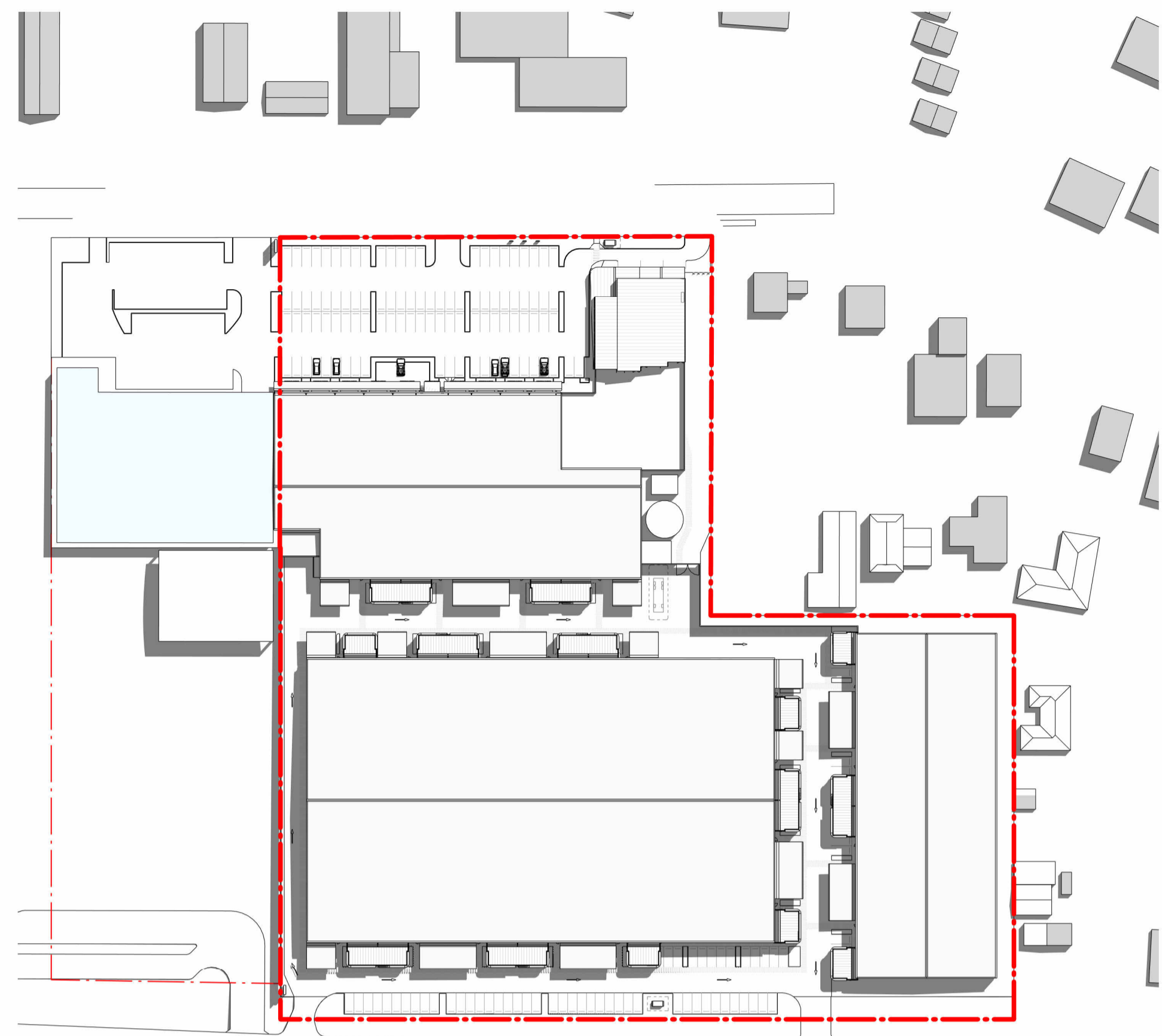
LINK ROAD, BANKSTOWN AIRPORT, NSW

THESE DESIGNS, PLANS & SPECIFICATIONS AND THE COPYRIGHT THEREIN ARE THE PROPERTY OF THE ARCHITECT AND MUST NOT BE USED, REPRODUCED OR COPIED WHOLLY OR IN PART WITHOUT THE WRITTEN PERMISSION OF THE OFFICE.  
FIGURED DIMENSIONS TO BE USED IN PREFERENCE TO SCALING. ALL DIMENSIONS TO BE CHECKED ONSITE.  
THIS DOCUMENT NOT TO BE USED FOR CONSTRUCTION UNLESS SIGNED & ISSUED FOR CONSTRUCTION.

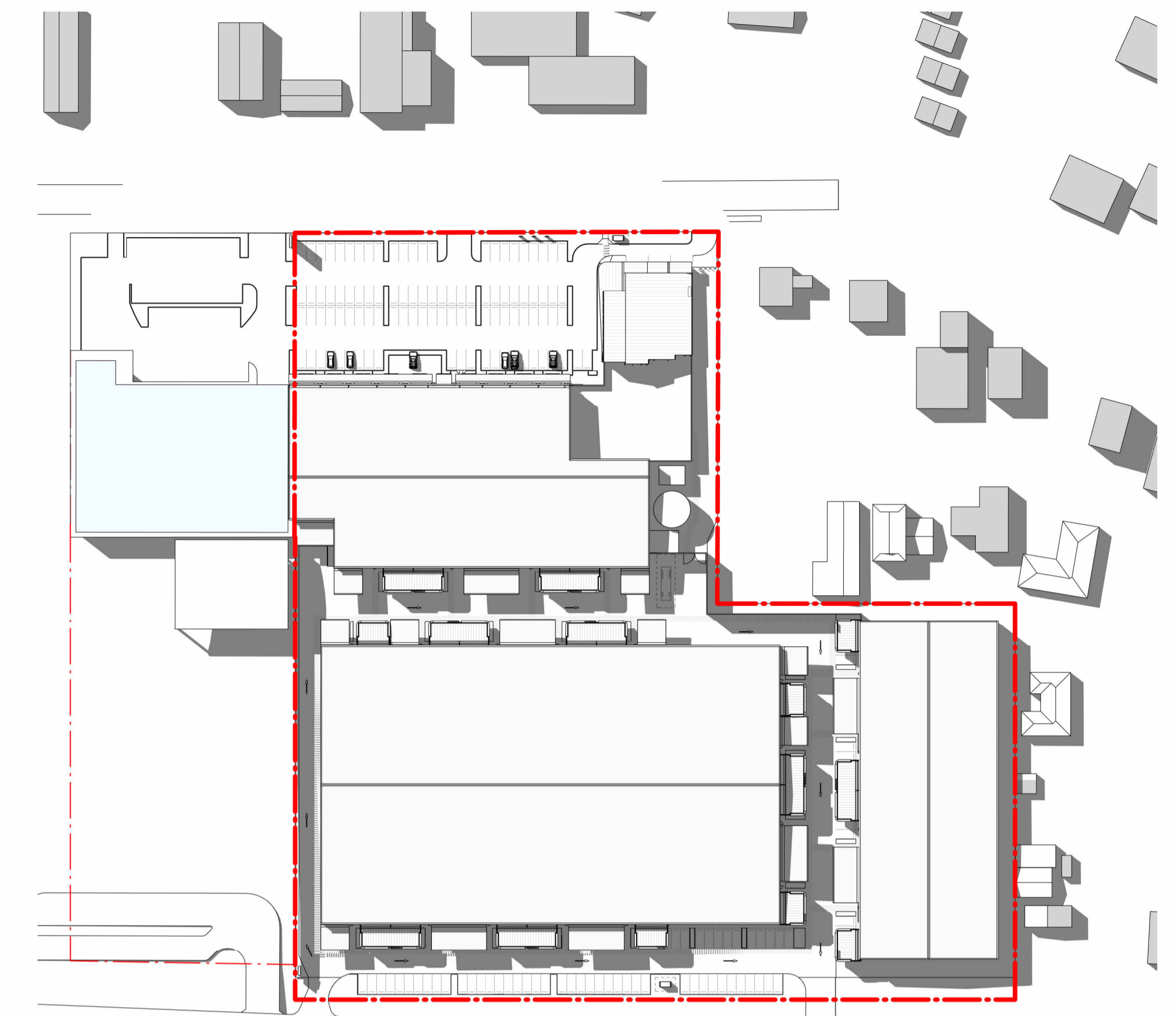
TITLE		PROJECT NO.		DWG NO.		REVISION	
CHILD CARE 3D PERSPECTIVES		22249	MDP502	B			
DATE	SCALE						
05/11/24	NOT TO SCALE						



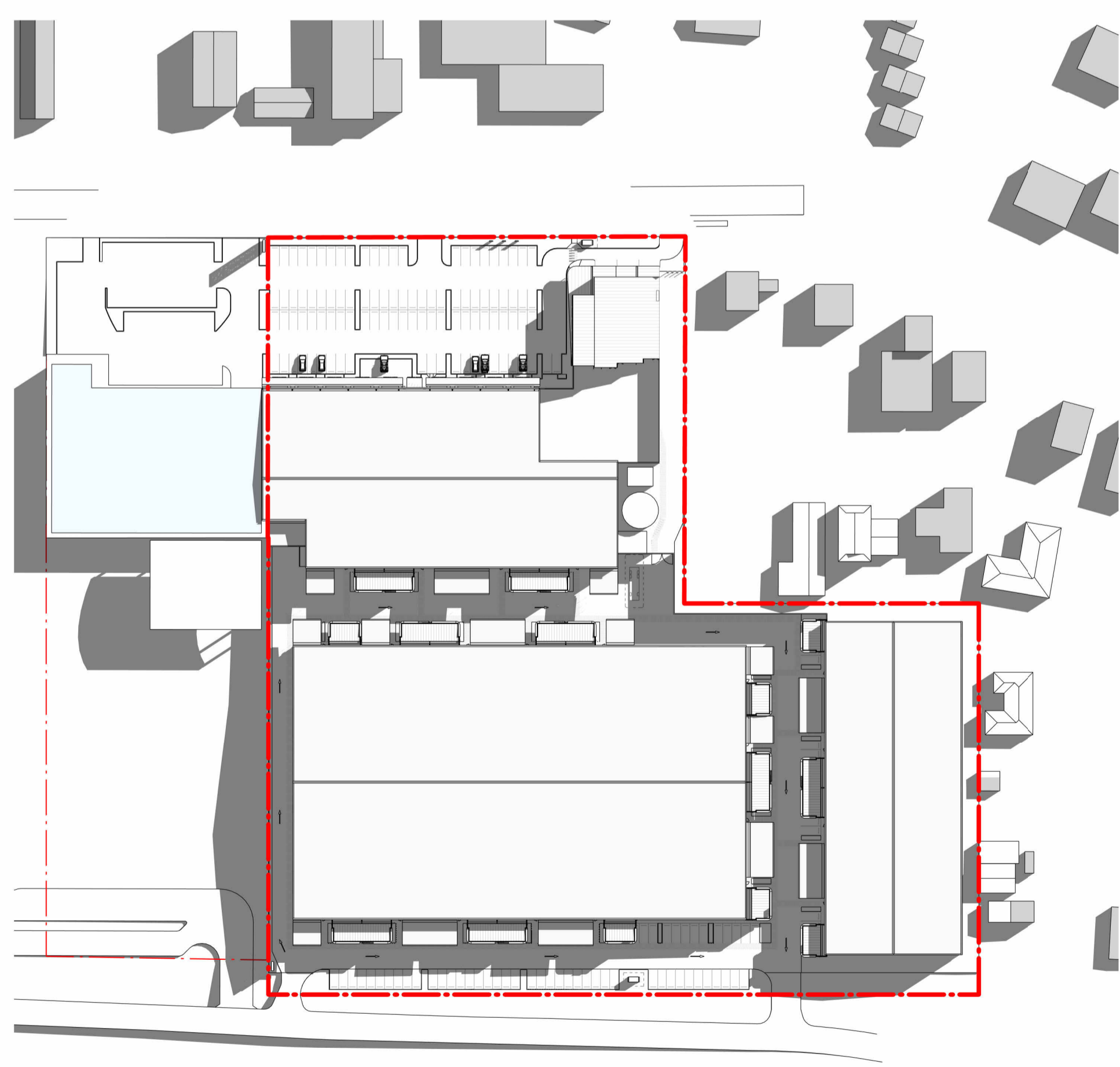
1 MARCH EQUINOX - 9AM 1 : 1200



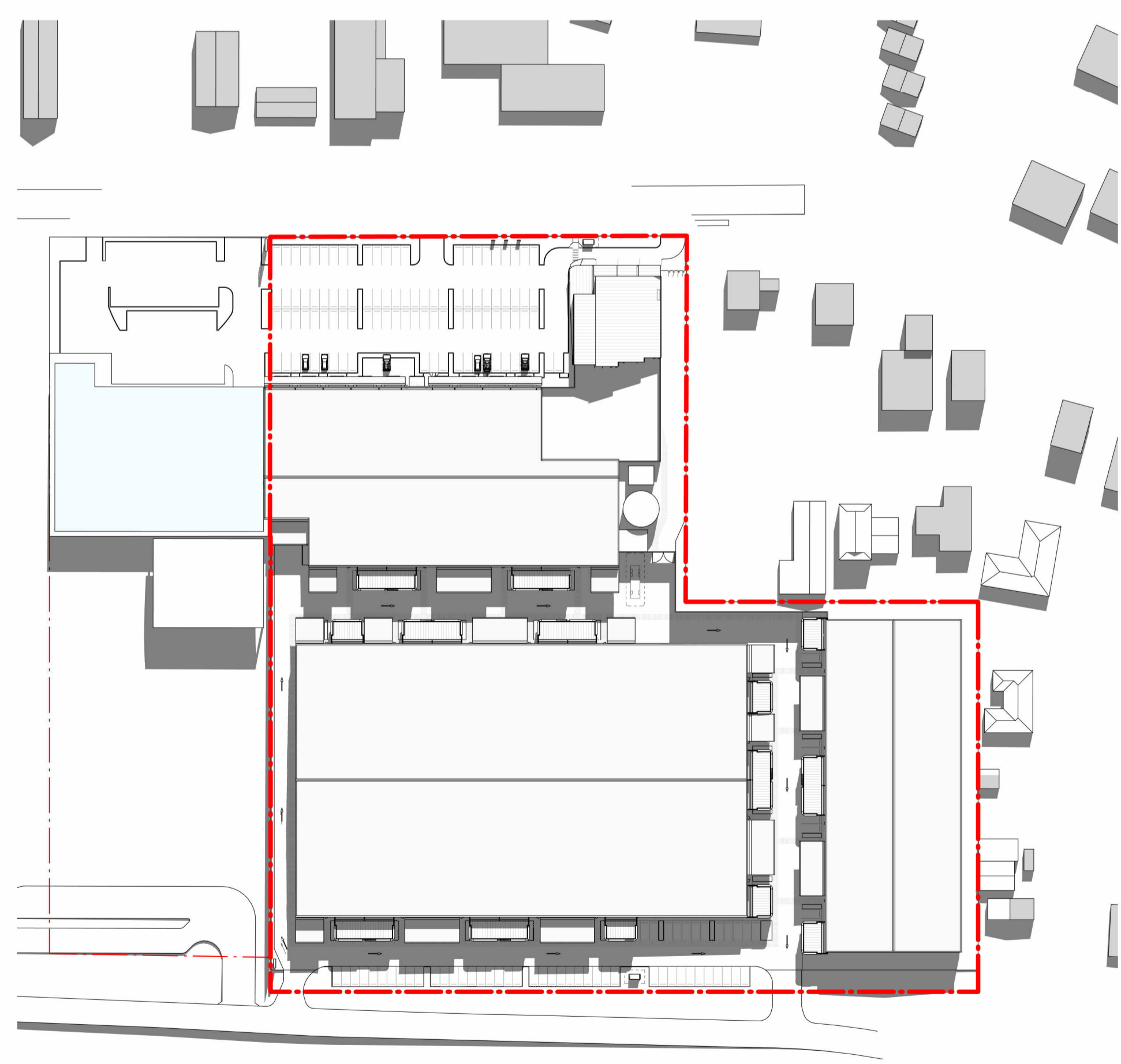
2 MARCH EQUINOX - 11AM 1 : 1200



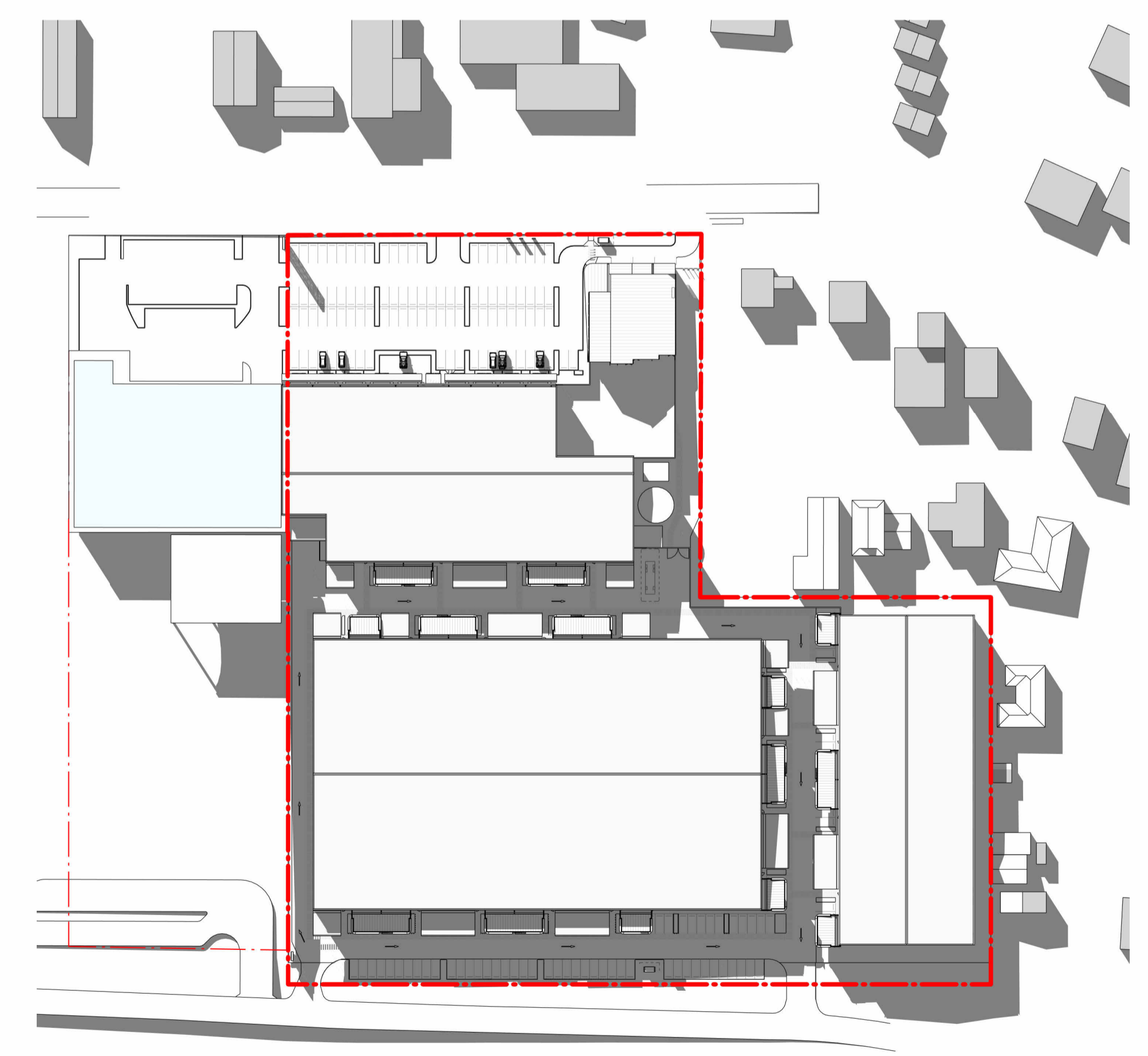
3 MARCH EQUINOX - 3PM 1 : 1200



4 WINTER SOLSTICE - 9AM 1 : 1200



5 WINTER SOLSTICE - 12PM 1 : 1200



6 WINTER SOLSTICE - 3PM 1 : 1200

## LINK ROAD MIXED USE PRECINCT

LINK ROAD, BANKSTOWN AIRPORT, NSW